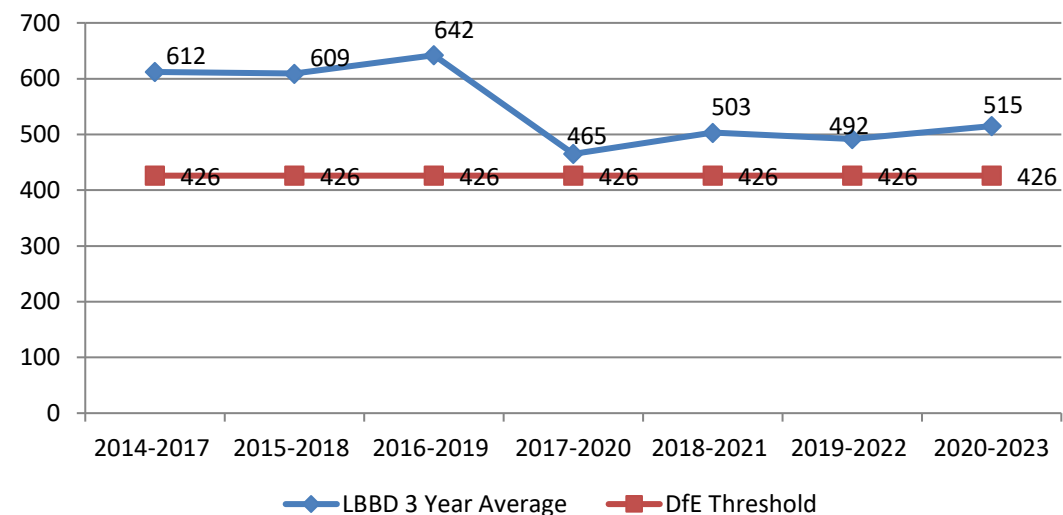


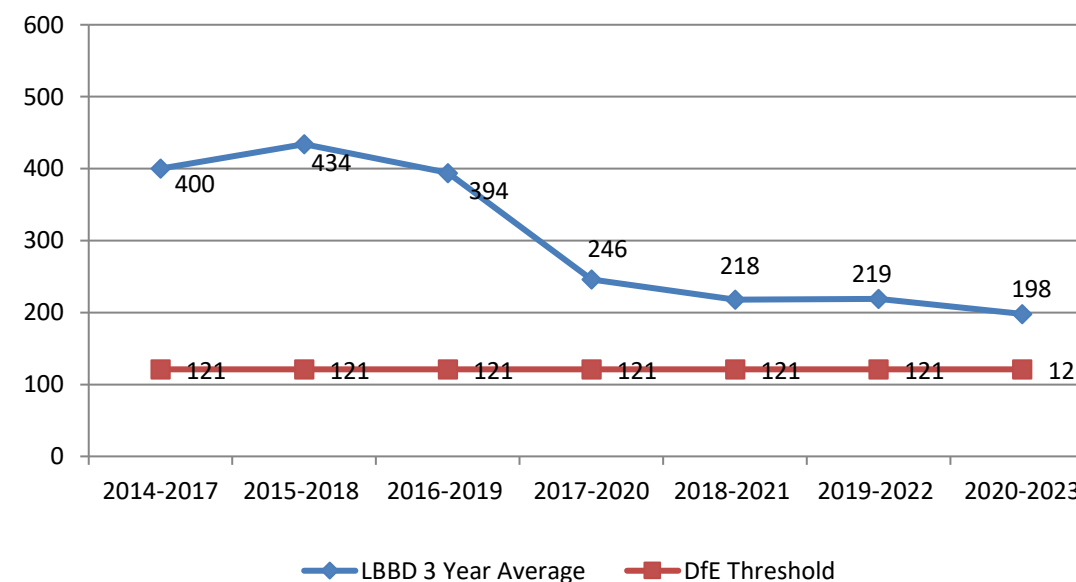
A10 Average time between a child entering care and moving in with its adoptive family, for children who have been adopted (days)	LBBB 3 Year Average	DfE Threshold
2014-2017	612	426
2015-2018	609	426
2016-2019	642	426
2017-2020	465	426
2018-2021	503	426
2019-2022	492	426
2020-2023	515	426

A2 Average time between a local authority receiving court authority to place a child and the local authority deciding on a match to an adoptive family (days)	LBBB 3 Year Average	DfE Threshold
2014-2017	400	121
2015-2018	434	121
2016-2019	394	121
2017-2020	246	121
2018-2021	218	121
2019-2022	219	121
2020-2023	198	121

A10 - Average time between a child entering care and moving in with its adoptive family, for children who have been adopted (days)



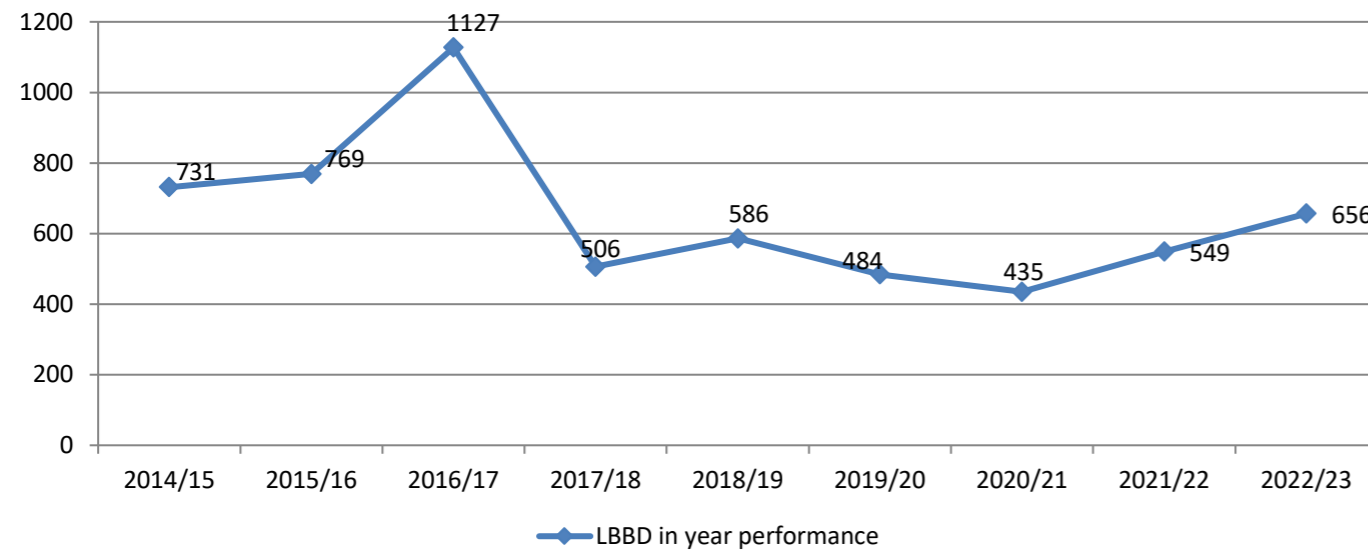
A2 - Average time between a local authority receiving court authority to place a child and the local authority deciding on a match to an adoptive family (days)



A10 Average time between a child entering care and moving in with its adoptive family, for children who have been adopted (days)	LBBB in year performance
2014/15	731
2015/16	769
2016/17	1127
2017/18	506
2018/19	586
2019/20	484
2020/21	435
2021/22	549
2022/23	656

A2 Average time between a local authority receiving court authority to place a child and the local authority deciding on a match to an adoptive family (days)	LBBB in year performance
2014/15	313
2015/16	375
2016/17	689
2017/18	262
2018/19	224
2019/20	259
2020/21	166
2021/22	224
2022/23	206

A10 - Average time between a child entering care and moving in with its adoptive family, for children who have been adopted (days)



A2 - Average time between a local authority receiving court authority to place a child and the local authority deciding on a match to an adoptive family (days)

